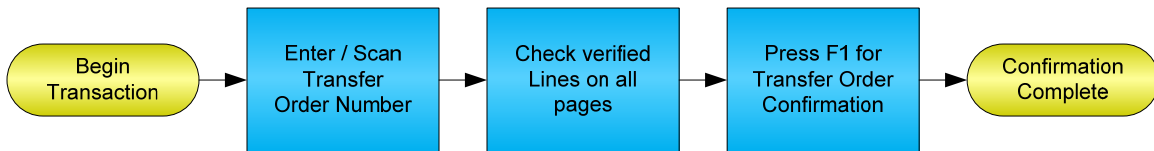


Transfer Order Confirmation



© The DataMAX Software Group Inc
1101 Investment Blvd., Suite 250
El Dorado Hills, CA 95762
(916) 939-4065

SAP® is registered trademark of SAP Corp.® and protected by national and international copyright laws.

License Agreement

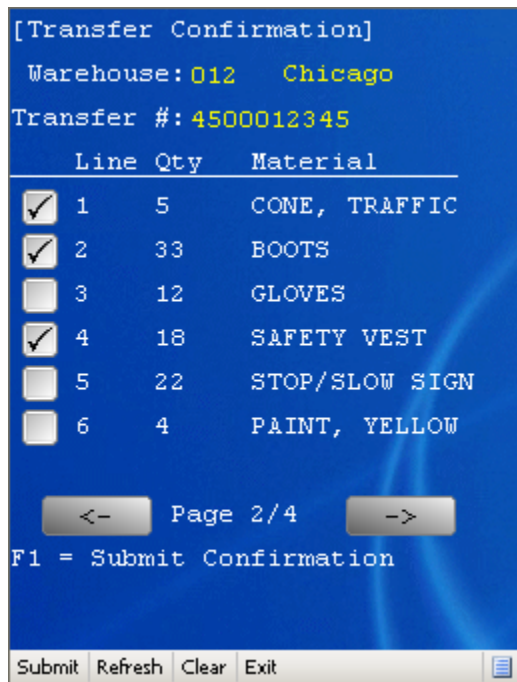
All information contained in this document is **Copyright 2012, the DataMAX Software Group, Inc. and Others, All Rights Are Reserved by DataMAX.** This document may not be published, nor used without the prior written consent of DataMAX. **Use of the RFgen Software 'Open Source' code is at all times subject to the DataMAX Open Source Licensing Agreement,** which must be accepted at the time the source code is installed on your computer system. For your convenience, a text copy of the Open Source Licensing Agreement is also loaded (and may be printed from) your RFgen based system.

Requirements: RFgen Version 4 or later
 RFgen SAP Integration Suite

TABLE OF CONTENTS

FWHCO0200 – TRANSFER CONFIRMATION	2
✓ VALIDATIONS	2
✓ EDITS	2
⇄ FUNCTION KEYS	2
SAP PROGRAMS - REFERENCE	3
SAP TRANSFER ORDER CONFIRMATION: LT12.....	3
BASIC TEST SCRIPT	4
TEST SCRIPT DESCRIPTION: TRANSFER ORDER CONFIRMATION.....	4
RFGEN INPUT REQUIREMENTS	4
EXECUTION PROCEDURES.....	4
OVERALL TEST CASE RESULTS	5

FWHCO0200 – Transfer Confirmation



This transaction performs a double check against an existing transfer order and upon completion sends a transfer order confirmation to SAP.

Enter the Transfer Order number, check each line that has been verified and press F1 to send the confirmation to SAP. Only the checked lines are confirmed.

Note: any of these parameters may be easily adjusted to meet the unique requirements of your company.

✓ Validations

Prompt	Method of Validation
Transfer Order	LTAP table

✓ Edits

Condition	Special Circumstance

⇨ Function Keys

Key	Function
F1	Submit transfer order confirmation
F3	Exit
F4	Search Data for Current Field
F8	Submit value for the Current Screen Display

SAP Programs - Reference

SAP Transfer Order Confirmation: LT12

Transfer Order Edit Goto System Help

SAP

Confirm Transfer Order: Initial Screen

Standard Input List Pack

TO Number 4500012345

Warehouse Number 012

Selection

Open TO items

Subsystem items

Storage Type

Picking Area

Control

Foreground/Backgrnd Foreground

Adopt Pick Quantity

Adopt putaway qty

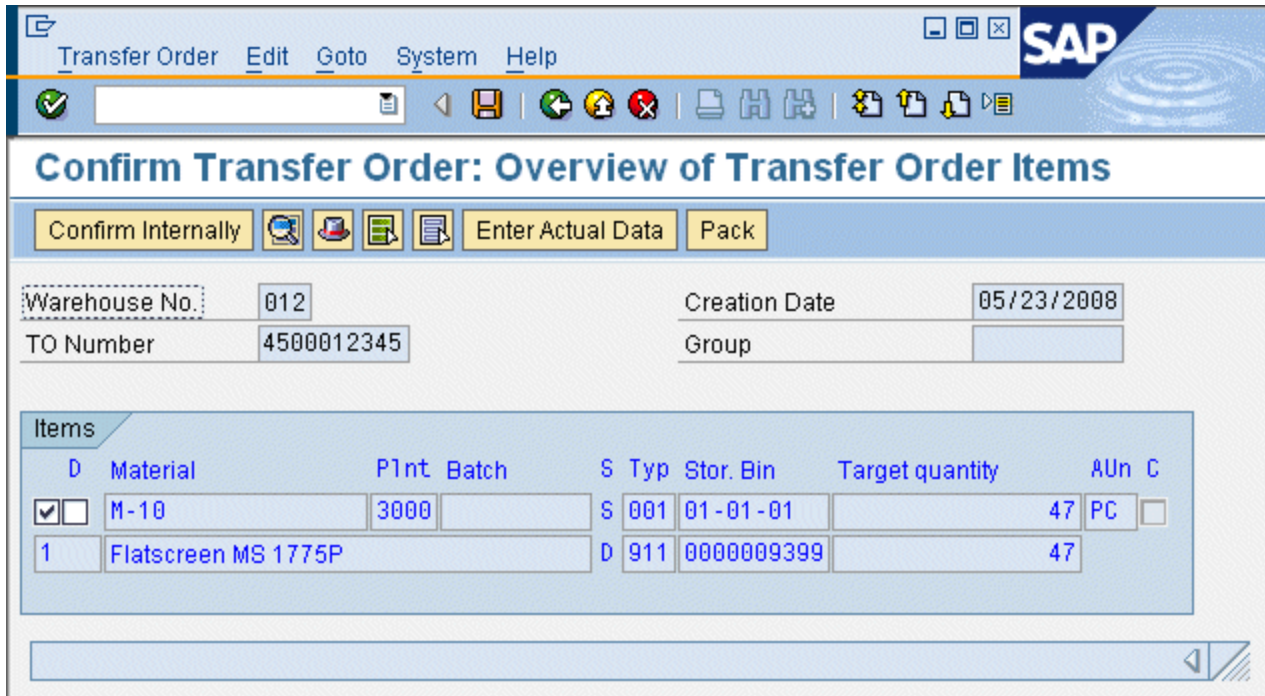
Close TR

Confirmation

Pick + transfer

Pick

Transfer



Basic Test Script

1. Enter valid and invalid Transfer Order numbers
2. Check all, some and none of the lines and submit the confirmation

Test Script Description: Transfer Order Confirmation

RFgen Input Requirements

Before you begin testing, ensure valid transfer orders exist.

Execution Procedures

ID	Test Case	Expected Result	Pass	Fail
1	Type in a valid TO _____ Press the ENTER key	RFGEN will validate and accept the TO entered.		
2	Type in an invalid TO _____ Press the ENTER key	RFGEN will validate and display an error message – the field will continue to error out until corrected		
3	Check all boxes and press F1	All lines are confirmed in SAP		
4	Check some boxes and press F1	Only selected lines are confirmed in SAP		
5	Check no boxes and press F1	No lines are confirmed in SAP		

Overall Test Case Results

Pass/Fail:	
Tester/Date:	
Re-Tester/Date:	

Actual Results:	
------------------------	--

Comments:	
------------------	--